







## 4 SERIES

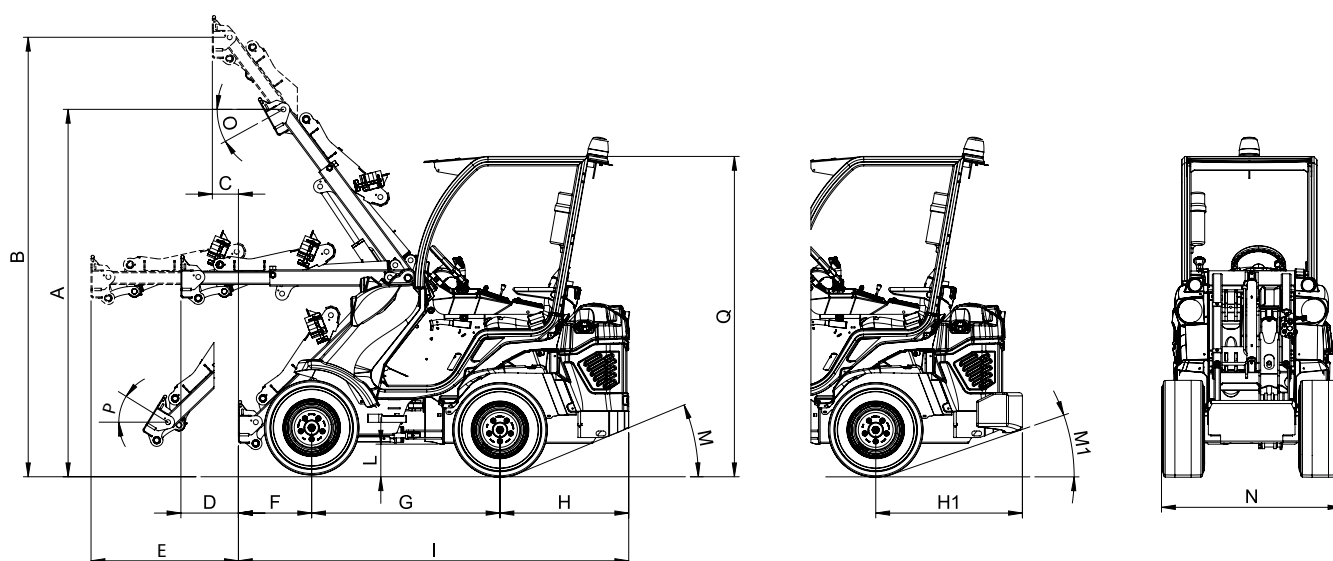
<http://tiny.cc/4seriesEN>

**NEW**

|  |  |   |  |  |
|--|--|---|--|--|
| <br>TIPPING LOAD<br><b>1020</b><br>kg | <br>ENGINE POWER<br><b>20</b><br>hp | <br>SPEED<br><b>14</b><br>km/h | <br>FLOW RATE<br><b>31</b><br>l/min | <br>LIFT HEIGHT<br><b>2,75</b><br>m |
|--|--|---|--|--|

| Model   | 4.2                                  |
|---|--------------------------------------|
| Engine  | Kubota D722                          |
| Power (Iso Gross)                                 | 20 HP                                |
| Fuel  | Diesel                               |
| Transmission                                      | Hydrostatic                          |
| Drive speed (max.)                                | 14 km/h (8.7 mph)                    |
| Aux. hydraulics oil flow                          | 31 l/min (8.2 GPM)                   |
| Max. lifting height                               | 2,75 m (108 in)                      |
| Tipping load, max <sup>(1)</sup>                  | 1020 kg (2249 lbs)                   |
| Lifting capacity straight <sup>(2)</sup>          | 820 kg (1808 lbs)                    |
| Lifting capacity fully articulated <sup>(3)</sup> | 700 kg (1543 lbs)                    |
| Breakout force / 50 cm (19.7 in)                  | 800 kg (1764 lbs)                    |
| Pushing force (c)                                 | 900 kgf (900 kp)                     |
| Specific ground pressure (w/standard tires)       | 815 kg/m <sup>2</sup> (167 lbs/sqft) |
| Turning radius: inside/outside                    | 890/1890 mm (35 / 74.4 in)           |
| Standard tires (Tractor profile)                  | 23x8.50-12                           |
| Weight  | 940 kg (2072 lbs)                    |
| Product Code                                      | C944000                              |
| Price   |                                      |

<sup>(1)</sup> Maximum load that can be lifted just off the ground when the machine is straight, with back-weights and boom not extended. Weight of attachment included. <sup>(2)</sup> Machine straight, with back-weights and boom not extended. Weight of attachment is included. (80% of tipping load) <sup>(3)</sup> Machine fully articulated, with back-weights and boom not extended. Weight of attachment is included.

## 4 SERIES - FEATURES AND OPTIONS



### Dimensions (mm / in)

|  |              |   |             |
|--|--------------|---|-------------|
| A - Pivot point height (not extended boom)       | 2250 / 88.6  | I - Machine length                        | 2390 / 94.1 |
| B - Pivot point height (extended boom)           | 2750 / 108.3 | L - Ground clearance                      | 200 / 7.9   |
| C - Outreach with lifted boom (extended boom)    | 160 / 6.3    | M - Angle of departure                    | 19°         |
| D - Outreach with horizontal boom (not extended) | 350 / 13.8   | M1 - Angle of departure with back-weights | 19°         |
| E - Outreach with horizontal boom (extended)     | 900 / 35.4   | N - Max width (with standard tires)       | 980 / 38.6  |
| F - Front length                                 | 450 / 17.7   | O - Dump angle                            | 29°         |
| G - Wheelbase                                    | 1150 / 45.3  | P - Rollback angle                        | 31°         |
| H - Rear length                                  | 790 / 31.1   | Q - Height (with standard tires)          | 1960 / 77.2 |
| H1 - Rear length with back-weights               | 900 / 35.4   |   |             |

### Features

- 4WD hydrostatic Direct Drive motors, proportional servo
- Hydraulic oil cooler
- Hydraulic multiconnector
- Double-H telescopic boom
- 4-functions joystick
- ROPS-FOPS Level I
- LCD graphic display with programmed service (tachometer, hour meter, fuel gauge, maintenance light, light indicator and other 14 indicators)
- 2 front working light
- Seat with armrests and safety belt, adjustable position
- Tipping sensor
- Mechanical parking brake

| Tires size  | Width (N)         | Height (Q)        |
|-------------|-------------------|-------------------|
| 23x8.50-12  | 980 mm (38.6 in)  | 1960 mm (77.2 in) |
| 23x10.50-12 | 1090 mm (42.9 in) | 1960 mm (77.2 in) |
| 27x8.50-15  | 1000 mm (39.4 in) | 2010 mm (79.1 in) |
| 26x12.00-12 | 1200 mm (47.2 in) | 1960 mm (77.2 in) |

## 4 - 5 SERIES - FEATURES AND OPTIONS

| Options   | Code    | Price |
|---|---------|-------|
| Attachment coupling plate for rear mounting                       | C880031 |       |
| Driver area cover   | C880049 |       |
| Additional back-weights 180 kg/396 lbs (90kg/198lbs+90kg/198 lbs) | C880054 |       |
| Wheel spacer 10 mm (0,2 in)(max. 2 pcs for wheel)                 | C880090 |       |
| Multiconnector to quick coupling 3 lines adapter                  | C880221 |       |
| 3 additional working LED light "Hella"                            | C883018 |       |
| Backup warning beeper   | C883021 |       |
| Rear 12V electric socket  | C883022 |       |
| Rear bull bar with side extensions                                | C883036 |       |
| Beacon light  | C883039 |       |
| Multifunction joystick (only 4.2 and 5.2)                         | C883041 |       |
| Biodegradable oil   | C883058 |       |
| Rear hydraulic outlets - single                                   | C883501 |       |
| Rear hydraulic outlets - double                                   | C883502 |       |
| Additional front hydraulic outlets (only 5.3)                     | C883503 |       |
| Plexiglass windscreen (smart cabin)                               | C883506 |       |
| Plexiglass right side (smart cabin)                               | C883507 |       |
| Plexiglass back window (smart cabin)                              | C883508 |       |
| Road lights   | C883509 |       |
| Fully glass cab with inner clothing                               | C883510 |       |
| Tractor tires 23x8.50-12, set of 4                                | C884005 |       |
| Grass tires 23x8.50-12, set of 4                                  | C884006 |       |
| Tractor tires 23x10.50-12 ET-25, set of 4                         | C884007 |       |
| Grass tires 23x10.50-12 ET-25, set of 4                           | C884008 |       |
| Tractor tires 26x12.00-12 ET-50, set of 4                         | C884009 |       |
| Grass tires 26x12.00-12 ET-50, set of 4                           | C884010 |       |
| Skid tires 27x8.50-15, set of 4                                   | C884011 |       |
| Wheel spacer 55 mm (2,2 in), set of 4                             | C885010 |       |
| Trailer coupling  | C885014 |       |

## 4 - 5 SERIES - FEATURES AND OPTIONS

| Options                          | Code        | Price |
|----------------------------------|-------------|-------|
| Torque divider                   | C885016     |       |
| Left protection bar for operator | C885026     |       |
| Heating system                   | C885205     |       |
| Heated seat                      | C885216     |       |
| Floating boom valve              | C885223     |       |
| 220 V engine block heater        | C885250     |       |
| 110 V engine block heater        | C885255     |       |
| Snow chains for wheel            | see page 64 |       |

| Machine packages |  | Code       | Price |
|------------------|--|------------|-------|
| 4.2              | ALL SEASON: Fully glass cab with inner clothing + Heating system + Floating boom valve | C944000/AS |       |
|                  | COMFORT: Heated seat + 3 additional working LED lights + Floating boom valve           | C944000/C  |       |
| 5.2              | ALL SEASON: Fully glass cab with inner clothing + Heating system + Floating boom valve | C977016/AS |       |
|                  | COMFORT: Heated seat + 3 additional working LED lights + Floating boom valve           | C977016/C  |       |
| 5.3              | ALL SEASON: Fully glass cab with inner clothing + Heating system + Floating boom valve | C977037/AS |       |
|                  | COMFORT: Heated seat + 3 additional working LED lights + Floating boom valve           | C977037/C  |       |