






8 SERIES

<http://tiny.cc/8seriesEN>


 TIPPING LOAD 1600 kg	 ENGINE POWER 40 hp	 SPEED 12-23* km/h	 FLOW RATE 72 l/min	 LIFT HEIGHT 2,98 m
--	---	---	--	--

(*) 8.4S

Model	8.4+	8.4S (2 speed)
Engine	Yanmar 3TNV88	
Power (Iso Gross)	40 HP	
Fuel	Diesel	
Transmission	Hydrostatic	
Drive speed (max.)	15 km/h (9.3 mph)	12-23km/h(7.5-14.3mph)
Aux. hydraulics oil flow	72 l/min (19 GPM)	
Max. lifting height	2,98 m (117.3 in)	
Tipping load, max ⁽¹⁾	1600 kg (3527 lbs)	
Lifting capacity straight ⁽²⁾	1280 kg (2822 lbs)	
Lifting capacity fully articulated ⁽³⁾	1070 kg (2360 lbs)	
Breakout force / 50 cm	1700 kg (3748 lbs)	
Pushing force (c)	2050 kgf (2050 kp)	
Specific ground pressure (w/standard tires)	1051 kg/m ² (215 lbs/sqft)	1062 kg/m ² (217 lbs/sqft)
Turning radius: inside/outside	825/2090 mm (32.5/82.3 in)	
Standard tires (Tractor profile)	26X12.00-12	
Weight	1722 kg (3796 lbs)	1740 kg (3836 lbs)
Product Code	C963000	C963005
Price		

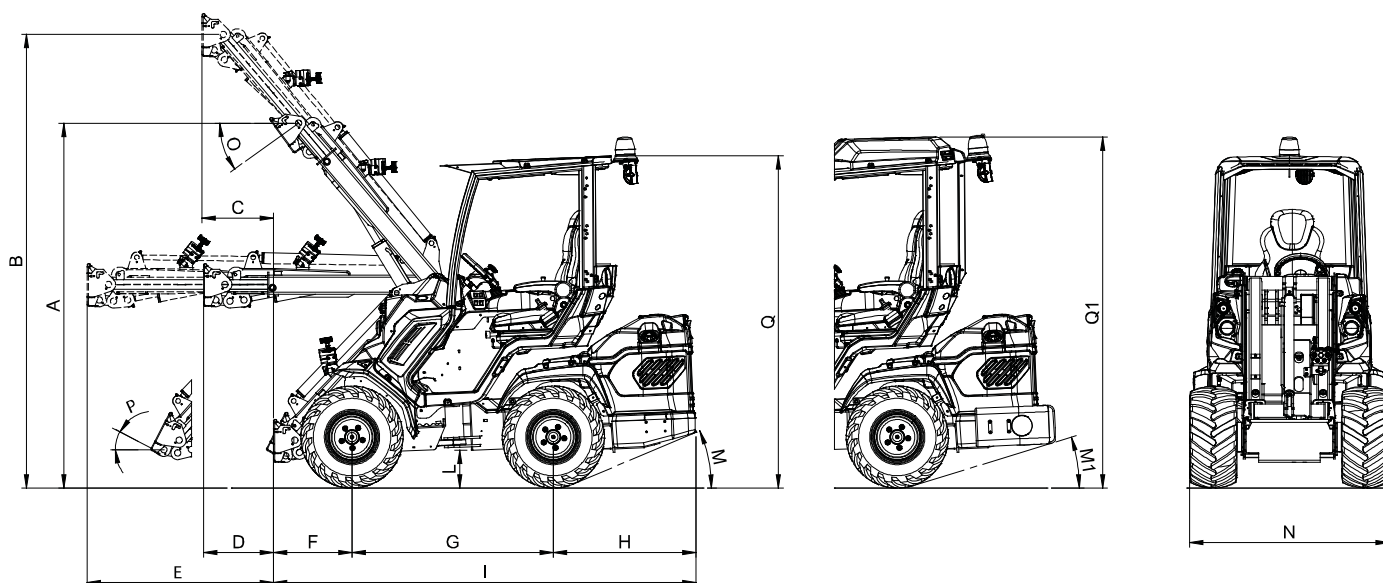
Tires size	Width (N)	Height (Q)
23X8.50-12	1070 mm (42.2 in)	2020 mm (79.5 in)
23X10.50-12	1130 mm (44.5 in)	2020 mm (79.5 in)
26X12.00-12	1280 mm (50.4 in)	2040 mm (80.3 in)
27X8.50-15	1070 mm (42.1 in)	2080 mm (81.9 in)
27X10.50-15	1150 mm (45.3 in)	2080 mm (81.9 in)

(1) Maximum load that can be lifted just off the ground when the machine is straight, with back-weights and boom not extended. Weight of attachment included.

(2) Machine straight, with back-weights and boom not extended. Weight of attachment is included. (80% of tipping load).

(3) Machine fully articulated, with back-weights and boom not extended. Weight of attachment is included.

8 SERIES - FEATURES AND OPTIONS



Dimensions (mm / in)

A - Pivot point height (not extended boom)	2320 / 91.3	L - Ground clearance	240 / 9.5
B - Pivot point height (extended boom)	2980 / 117.3	M - Angle of departure	23°
C - Outreach with lifted boom	455 / 17.9	M1 - Angle of departure with back-weights	22°
D - Outreach with orizontal boom (not extended)	445 / 17.5	N - Max width (with standard tires)	1280 / 50.4
E - Outreach with orizontal boom (extended)	1185 / 46.6	O - Dump angle	36°
F - Front length	500 / 19.7	P - Rollback angle	29°
G - Wheelbase	1280 / 50.4	Q - Height (with standard tires)	2040 / 80.3
H - Rear length	910 / 35.8	Q1 - Height with A/C (with standard tires)	2240 / 88.2
I - Machine length	2690 / 105.9		

Features

- Hi-Flow system
- 4WD hydrostatic Direct Drive motors
- DBS (Dynamic Block System)
- Torque divider
- Self-levelling double-H telescopic boom
- 11-functions joystick
- Multi-disk parking brake
- Integrated back-weights
- Radial Piston Wheel Motor
- 2 Speed (only 8.4S)
- Hydraulic oil cooler
- Hydraulic multiconnector
- ROPS-FOPS Level I
- LCD graphic display with programmed service (tachometer, hour meter, fuel gauge, maintenance light, light indicator and other 14 indicators)
- 2 front working light
- Ergonomic full adjustable suspension seat with armrests and safety belt.

8 SERIES - FEATURES AND OPTIONS

Options	Code	Price
Attachment coupling plate for rear mounting	C880031	
Driver area cover	C880049	
Additional back-weights 180 kg/396 lbs (90kg/198lbs+90kg/198 lbs)	C880054	
Wheel spacer 10 mm (0.4 in) (max. 1 pcs for wheel)	C880090	
Multiconnector to quick coupling 3 lines adapter	C880221	
Plexiglass windscreen (smart cabin)	C883000	
Fully glass cab with inner clothing	C883001	
Heating system	C883002	
High comfort heated seat	C883006	
Biodegradable oil	C883007	
LED Road lights "Hella" with mirrors	C883009	
Floating boom valve	C883011	
Rear hydraulic outlets - single	C883013	
Rear hydraulic outlets - double	C883014	
3 additional working LED light "Hella"	C883018	
Left protection bar for operator	C883020	
Backup warning beeper	C883021	
Rear 12V electric socket	C883022	
Additional front hydraulic outlets	C883024	
Plexiglass right side (smart cabin)	C883034	
Plexiglass back window (smart cabin)	C883035	
Rear bull bar with side extensions	C883036	
Automatic locking plate	C883038	
Beacon light	C883039	
Cab with A/C and heating system	C883800	
Tractor tires 23x8.50-12, set of 4	C884005	
Grass tires 23x8.50-12, set of 4	C884006	
Tractor tires 23x10.50-12 ET-25, set of 4	C884007	
Grass tires 23x10.50-12 ET-25, set of 4	C884008	

8 SERIES - FEATURES AND OPTIONS

Options	Code	Price
Grass tires 26x12.00-12 ET-50, set of 4	C884010	
Skid tires 27x8.50-15, set of 4	C884011	
Skid tires 27x10.50-15, set of 4	C884012	
Wheel spacer 55 mm (2.2 in), set of 4	C885010	
Trailer coupling	C885014	
220 V engine block heater	C885250	
110 V engine block heater	C885255	
Snow chains for wheel	see page 64	

Machine packages		Code	Price
8.4+	ALL SEASON: Fully glass cab with inner clothing + Heating system + Floating boom valve	C963000/AS	
	COMFORT: High comfort heated seat + 3 additional working LED lights + Floating boom valve	C963000/C	
8.4S	ALL SEASON: Fully glass cab with inner clothing + Heating system + Floating boom valve	C963005/AS	
	COMFORT: High comfort heated seat + 3 additional working LED lights + Floating boom valve	C963005/C	